

GIANT

CAMP

Safety™®

MULTIFUNCTIONAL DESCENDER

Descender
Ascender
Fall arrester
Belay device
Rescue use

CE

EN 12841 A/B/C

EN 341/2A

ANSI / ASSE Z359.4

EN 15151-1

ERC
TP TC
019/2011



**MADE IN
ITALY**

0997 GIANT

ROPE ACCESS TREE CLIMBING TEAM RESCUE SELF RESCUE

An innovative multifunctional descender developed to meet the demands of the most technical rope access and rescue specialists.

The patented internal mechanism combines with robust hot-forged construction and advanced ergonomics for exceptional control even with heavy loads (up to 210 kg for two person scenarios).

In addition to its primary function as a descender, the Giant is also certified for use as a fall arrest device (i.e. during rope transfers), as an ascender with smooth upward glide, and as a belay device for climbing, making it the most widely certified rope tool of its kind.

The actuating lever features an anti-panic system that locks the rope and arrests the descent in case of excessive pressure on the lever by the user as well as an extra lock off position so the worker does not have to tie off the device.

An external button can be used to hold the cam open allowing the rope to slide easily in situations with limited or no load.

The device can be opened to insert or remove the rope without removing the carabiner (this helps prevent the possibility of dropping the device).

The large attachment hole allows for the insertion of a second carabiner making the two plates unopenable.

The logical circular rope path along with clear internal and external markings makes installation of the rope simple and intuitive.

Standards:

- **EN 12841** as a rope access device for semi-static ropes ranging from 10 to 11.5 mm:
- Type **C**: descender of the working line for loads up to 210 kg;
- Type **B**: ascender of the working line for loads up to 210 kg;
- Type **A**: fall arrester for the safety line for loads up to 120 kg.
- **EN 341/2A** as a rescue and evacuation descender for 10.5 mm semi-static rope (Iridium 10.5 mm) for loads up to 200 kg.
- **ANSI/ASSE Z359.4** as a rescue and evacuation descender for 11 mm semi-static rope (Iridium 11 mm).
- **EN 15151-1** for climbing structures using mountaineering techniques with dynamic ropes ranging from 9.9 to 11 mm.

EN 12841C Descender

- = EN 1891 Type A
- 10 ≤ Ø ≤ 11.5 mm, max 210 kg

EN 12841B Ascender

- = EN 1891 Type A
- 10 ≤ Ø ≤ 11.5 mm, max 210 kg

EN 12841A Fall arrester

- = EN 1891 Type A
- 10 ≤ Ø ≤ 11.5 mm, max 120 kg

EN 341/2A Rescue and evacuation device

- = EN 1891 Type A
- CAMP Iridium 10.5 mm ref.2810A, 40-200 kg, max 200 m

EN 15151-1 Belay device

- ① = EN 892 Single
- 9.9 ≤ Ø ≤ 11 mm

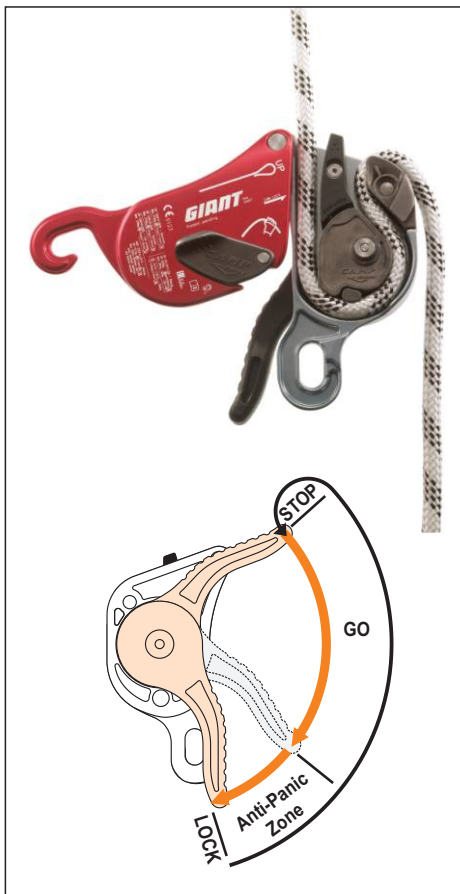
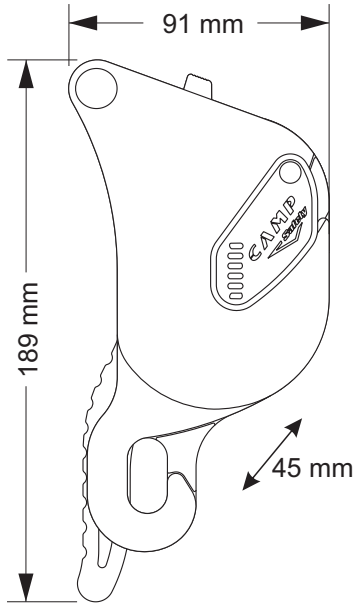
ANSI-ASSE Z359.4 Rescue and evacuation descent device

- = EN 1891 Type A
- CAMP Iridium 11 mm ref.2811A, 60-141 kg, max 200 m

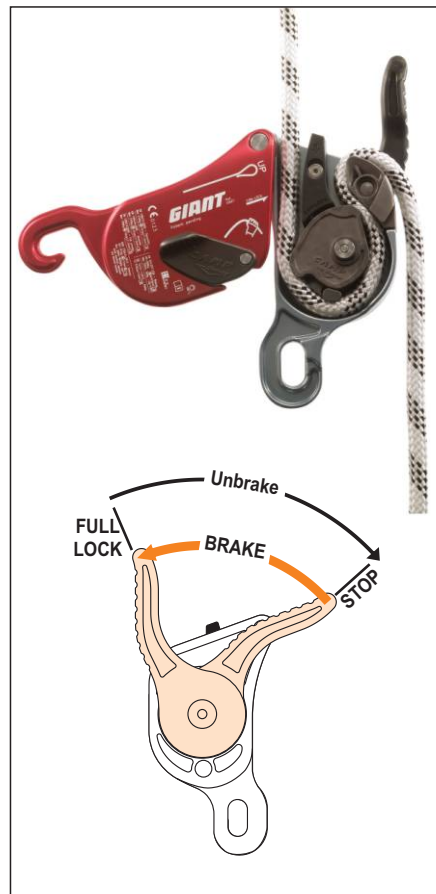


Ref.	Product name Nombre del producto	Weight Peso		Breaking load Carga de rotura	Rope diameter Diámetro de cuerda		CE		STANDARD	Rescue use Uso en rescate	ANSI Z359.4	EAC
		g	oz		kN	Min - mm	Max - mm	EN 12841A/B/C				
0997	GIANT	540	19.1	20	9.9	11.5	•	•	•	Max 210 kg	•	•
099703	GIANT BLACK											

Installation



Descent



Full Lock

GIANT



- ① Front flange. Made by hot forged aluminium alloy. Markings makes installation of the rope simple and intuitive.
- ② Rear Plate. Made by hot forged aluminium alloy. Anodized. Stronger than normal blanked and bent flanges.
- ③ Attachment hole. The device can be opened to insert or remove the rope without removing the carabiner (this helps prevent the possibility of dropping the device). The large attachment hole allows for the insertion of a second carabiner making the two plates unopenable. It is possible to use the attachment hole for parking a cow's tail.
- ④ The actuating lever features an anti-panic system that locks the rope and arrests the descent in case of excessive pressure on the lever by the user as well as an extra lock off position so the worker does not have to tie off the device.
- ⑤ An external button can be used to hold the cam open allowing the rope to slide easily in situations with limited or no load.
- ⑥ Fixed cam: precision cast stainless steel for high strength and resistance to wear-and-tear. Also serves as a rope guide when lowering to limit contact between the rope and the aluminum side walls.
- ⑦ Safety lever: precision cast stainless steel. Easy to use for opening the device and inserting the rope.
- ⑧ Mobile cam made of precision cast stainless steel.
- ⑨ The patented internal mechanism combines with robust hot-forged construction and advanced ergonomics for exceptional control even with heavy loads (up to 210 kg for two person scenarios).
- ⑩ The logical circular rope path along with clear internal and external markings makes installation of the rope simple and intuitive.
- ⑪ CE Marking.
- ⑫ Batch and serial number.

Rope compatibility - Compatibilità della corda - Compatibilité de la corde

EN 12841C Descender - Discensore - Descendeur

- = EN 1891 Type A
- 10 ≤ Ø ≤ 11.5 mm, max 210 kg

EN 12841B Ascender - Risalitore - Bloqueur

- = EN 1891 Type A
- 10 ≤ Ø ≤ 11.5 mm, max 210 kg

EN 12841A Fall arrester - Anticaduta - Antichute

- = EN 1891 Type A
- 10 ≤ Ø ≤ 11.5 mm, max 120 kg

EN 341/2A Rescue and evacuation device - Dispositivo di salvataggio ed evacuazione - Dispositif de sauvetage et d'évacuation

- = EN 1891 Type A
- CAMP Iridium 10.5 mm ref.2810A, 40-200 kg, max 200 m

EN 15151-1 Belay device - Dispositivo di assicurazione - Dispositif d'assurance

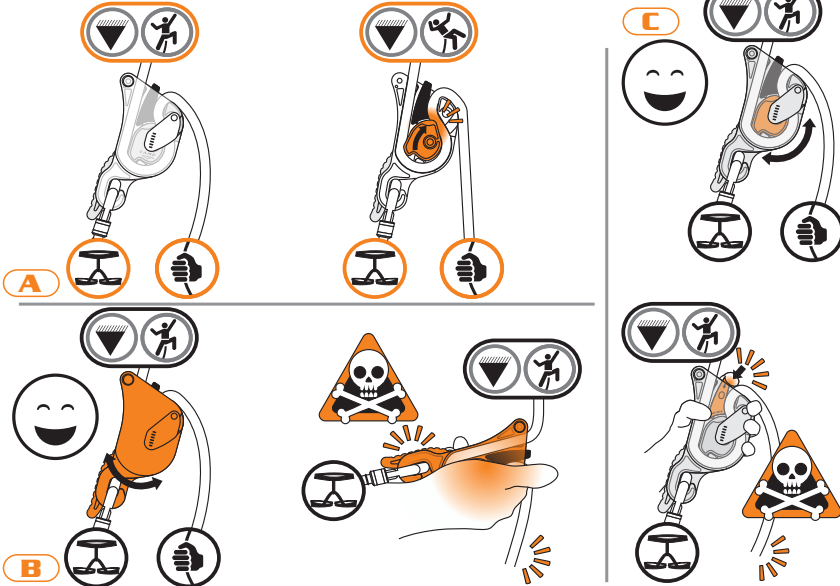
- ① = EN 892 Single
- 9.9 ≤ Ø ≤ 11 mm

ANSI-ASSE Z359.4 Rescue and evacuation descent device - Dispositivo di discesa per salvataggio ed evacuazione - Dispositif de descente de sauvetage et d'évacuation

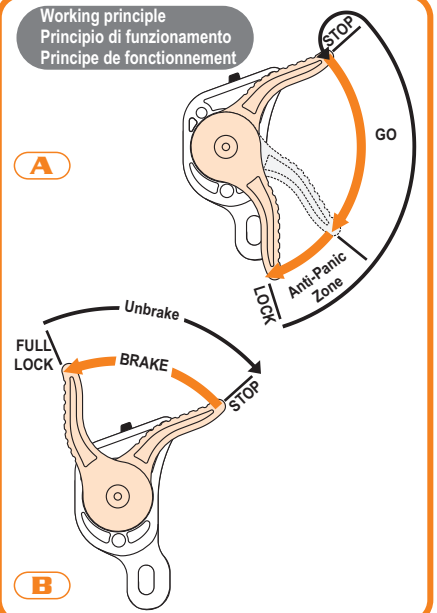
- = EN 1891 Type A
- CAMP Iridium 11 mm ref.2811A, 60-141 kg, max 200 m



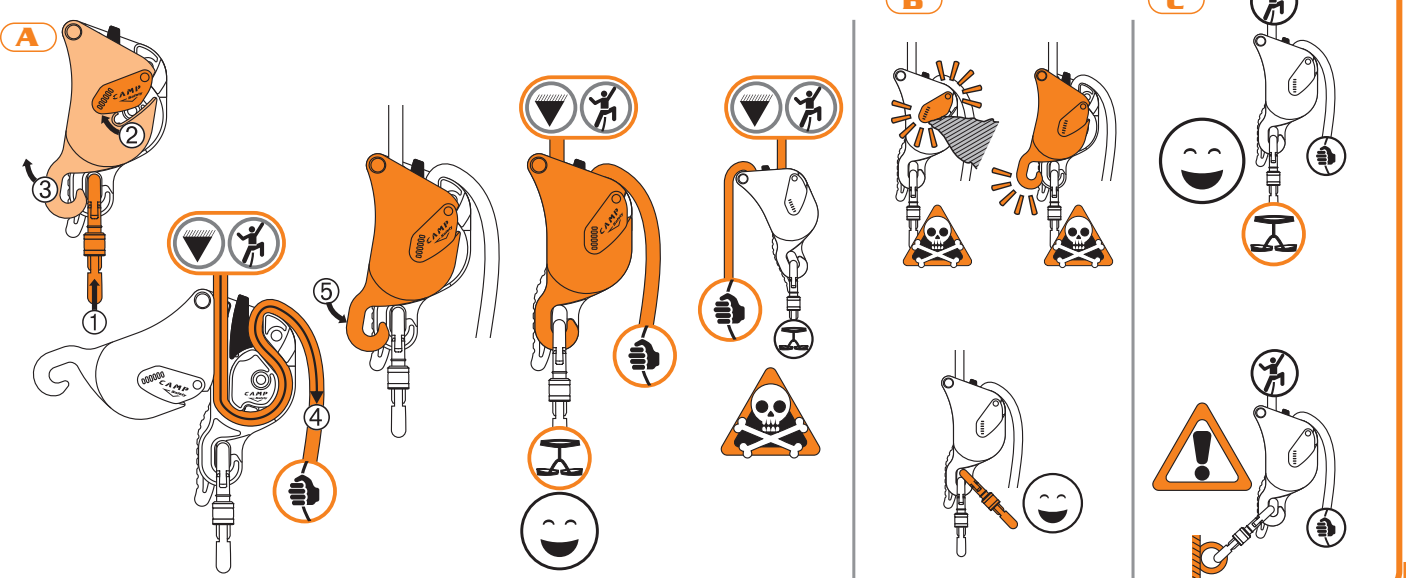
Working principles / Principio di funzionamento / Principe de fonctionnement



Working principle / Principio di funzionamento / Principe de fonctionnement



Installation / ISTALLAZIONE / Installation



Function test
Prova di funzionamento
Test de fonctionnement

Discesa EN 12841C
EN 12841C Descending
Descente EN 12841/C

EN 12841C
 ○ = EN 1891 Type A
 10 ≤ Ø ≤ 11.5 mm
 210 kg MAX

A

B

C

C

Spostamento orizzontale
Horizontal movement
Déplacement horizontal

EN 12841B Ascending
Risalita EN 12841B
Remontée EN 12841B

EN 12841B
 ○ = EN 1891 Type A
 10 ≤ Ø ≤ 11.5 mm
 210 kg MAX

EN 12841A Fall arrester
Anticaduta EN 12841A
Antichute EN 12841A

EN 795

GIANT 2
 EN 12841A
 Fall arrester
 Anticaduta
 Antichute

GIANT 1
 EN 12841B/C
 Ascender/Descender
 Risalitore/Discensore
 Bloqueur/Descendeur

EN 12841A
 ○ = EN 1891 Type A
 10 ≤ Ø ≤ 11.5 mm
 120 kg MAX

Rescue and evacuation descent
Discesa di salvataggio ed evacuazione
Descente de sauvetage et d'évacuation

A

B

C

D

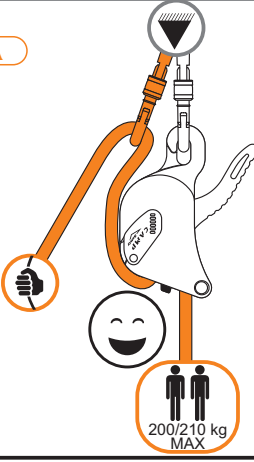
EN 341/2A
 ○ = EN 1891 Type A
 CAMP Iridium
 10.5 mm
 ref.2810A
 40-200 kg
 200 m MAX

ANSI/ASSE Z359.4
 ○ = EN 1891 Type A
 CAMP Iridium
 11 mm
 ref.2811A
 60-141 kg
 200 m MAX

EN 341/2A
 ○ = EN 1891 Type A
 CAMP Iridium
 10.5 mm
 ref.2810A
 40-200 kg
 200 m MAX

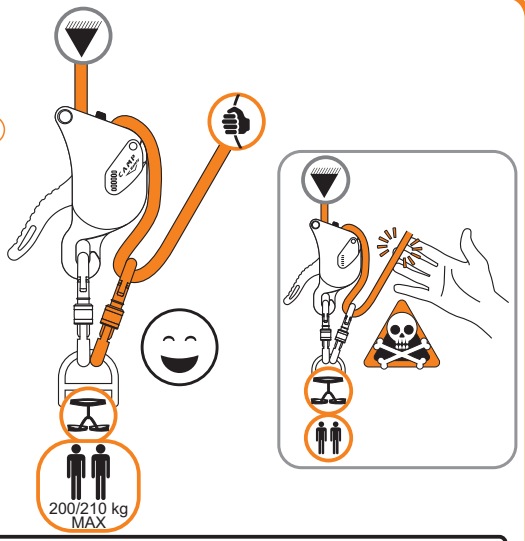
EN 341 / EN 12841C use with heavy loads (>140 kg): braking carabiner
 Uso EN 341 / EN 12841C con carichi elevati (>140 kg): moschettone di freno
 Utilisation EN 341 / EN 12841C avec charge élevée (>140 kg): mousqueton de freinage

A



EN 341/2A
200 kg MAX

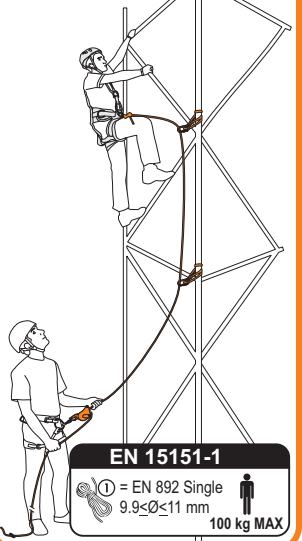
B



EN 12841C
210 kg MAX

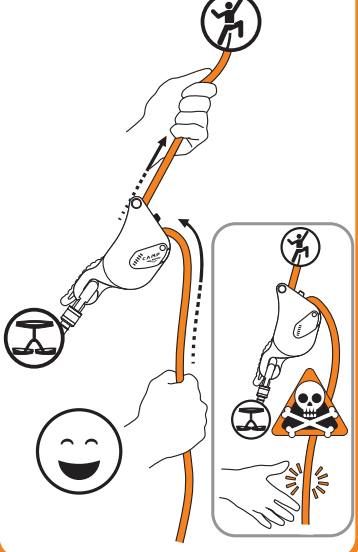
**! EXPERT USERS ONLY / SOLO UTILIZZATORI ESPERTI
 SEULMENT UTILISATEURS EXPERT**

EN 15151-1 Climbing belay
 Assicurazione in arrampicata EN 15151-1
 Assurage en escalade EN 15151-1

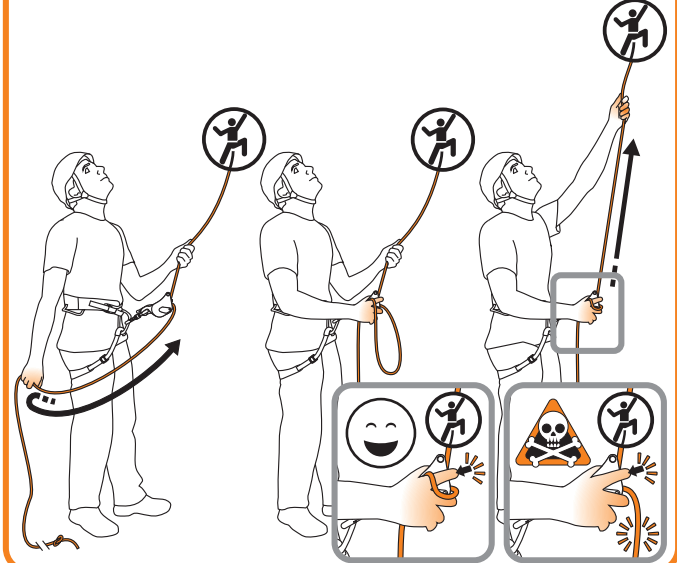


EN 15151-1
 ① = EN 892 Single
 9.9$\leq\phi$$\leq 11$ mm
 100 kg MAX

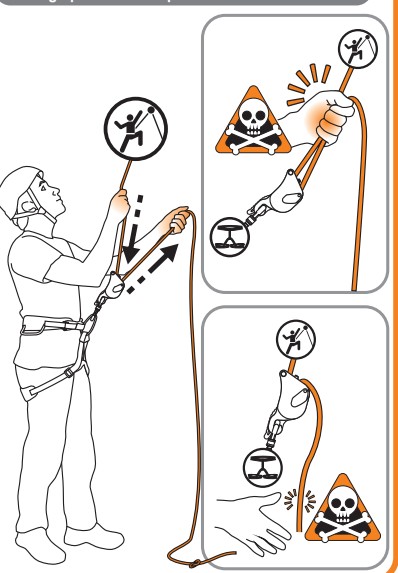
EN 15151-1
 Giving slack / Dare corda / Donner du mou




EN 15151-1
 Giving slack quickly - Dare corda rapidamente - Donner du mou rapidement



EN 15151-1
 Taking up slack - Recuperare corda - Avaler le mou



EN 15151-1 Arresting a fall
 Trattenere una caduta
 Retenir une chute



EN 15151-1
 Lowering / Discesa / Descente

